



**EDeL**  
Exciting way to learn

# MICROLEARNING IN AN ENGAGING WAY!

# Table of Content

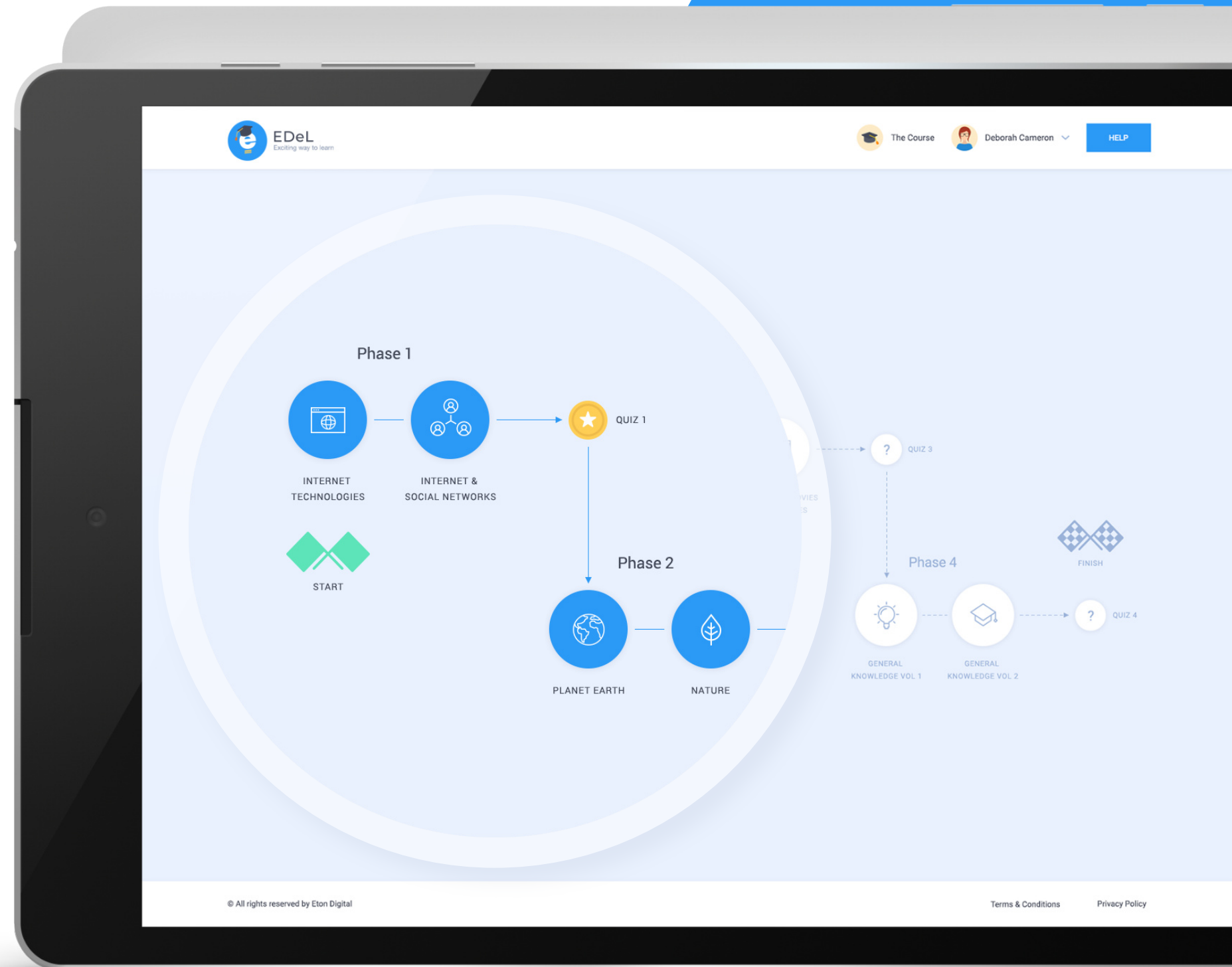
|                           |       |
|---------------------------|-------|
| Intro .....               | 03    |
| Walkthrough .....         | 04-13 |
| Platform management ..... | 15    |
| Course structure .....    | 16    |
| Technologies .....        | 17    |
| References .....          | 18    |
| Offer .....               | 20    |
| Contact .....             | 22    |

# What is EDeL

EDeL is a **microlearning online platform** that helps you to gain new, valuable knowledge through set of actionable objectives.

It walks you through an interactive map of knowledge providing **media-rich experience**, with quick quizzes at the end of every phase. There are achievement badges for good results and email messages with reminders that provide motivation at each step of the course.

At the end you are awarded with a **PDF certificate** that contains all scores and achievements acquired during the course.



## Demo details:

URL: <https://elearning.etonlabs.com/>


Username: [demo@elearning.com](mailto:demo@elearning.com)

Password: xxxxxx

# How do you start

EDeL platform is developed to provide **easy management of both content and users**. The Administrators register all users who are to use the elearning platform and provide them with login details.

The learners only need to enter the provided email address and password, click on the button **Start** and they will be automatically forwarded to the Course start page.

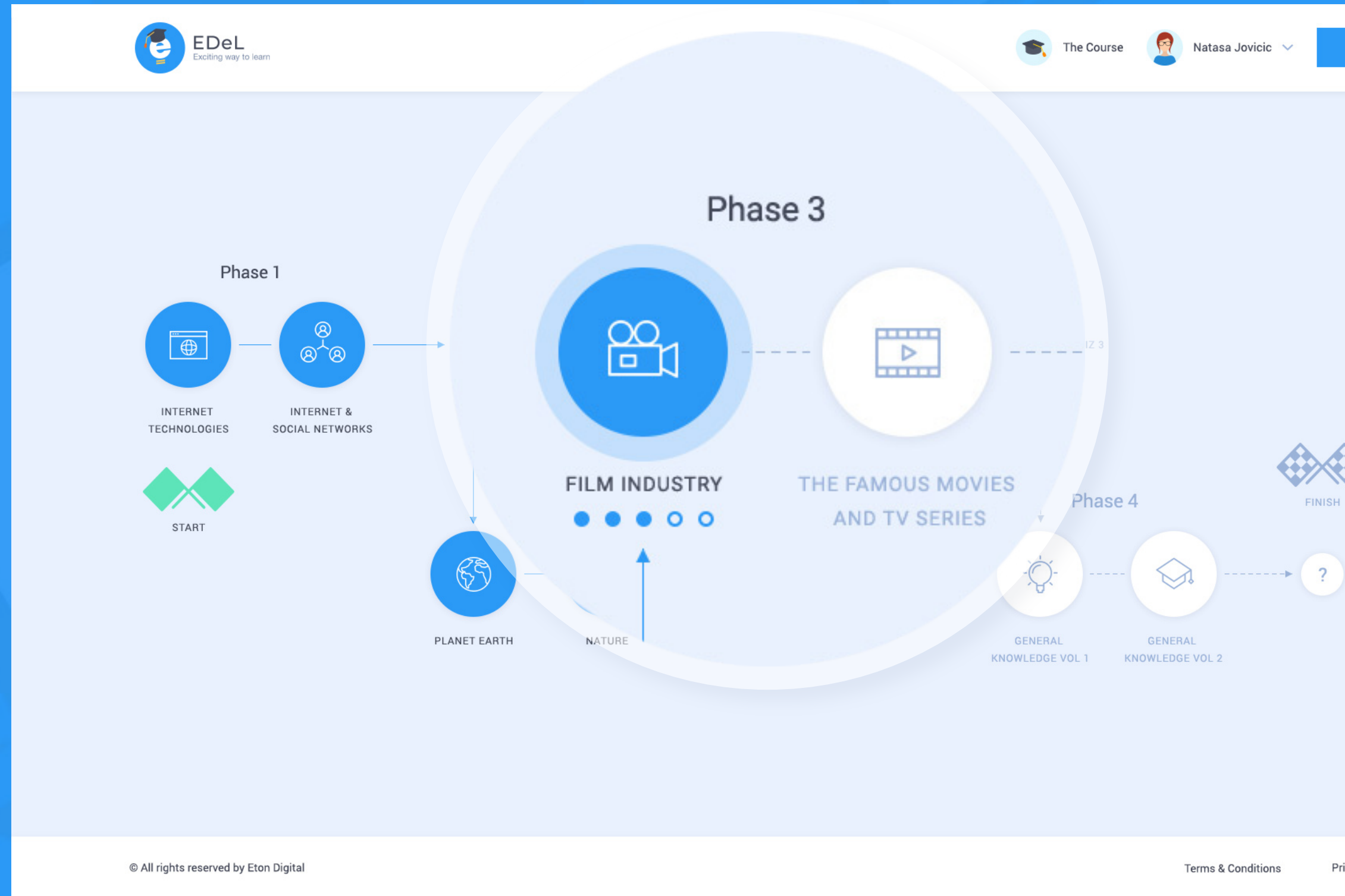


# The course interface

## Know where you are in your learning journey

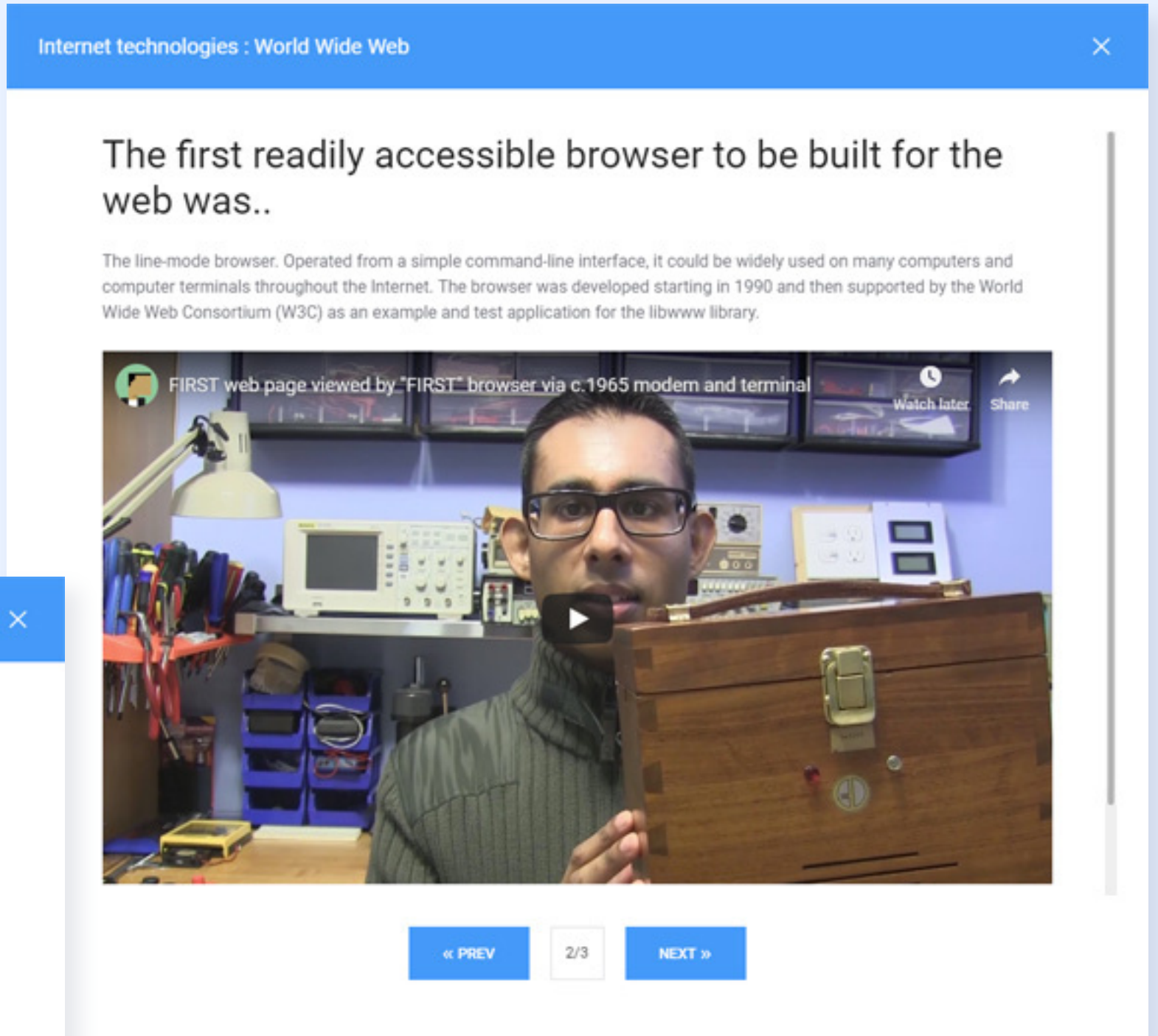
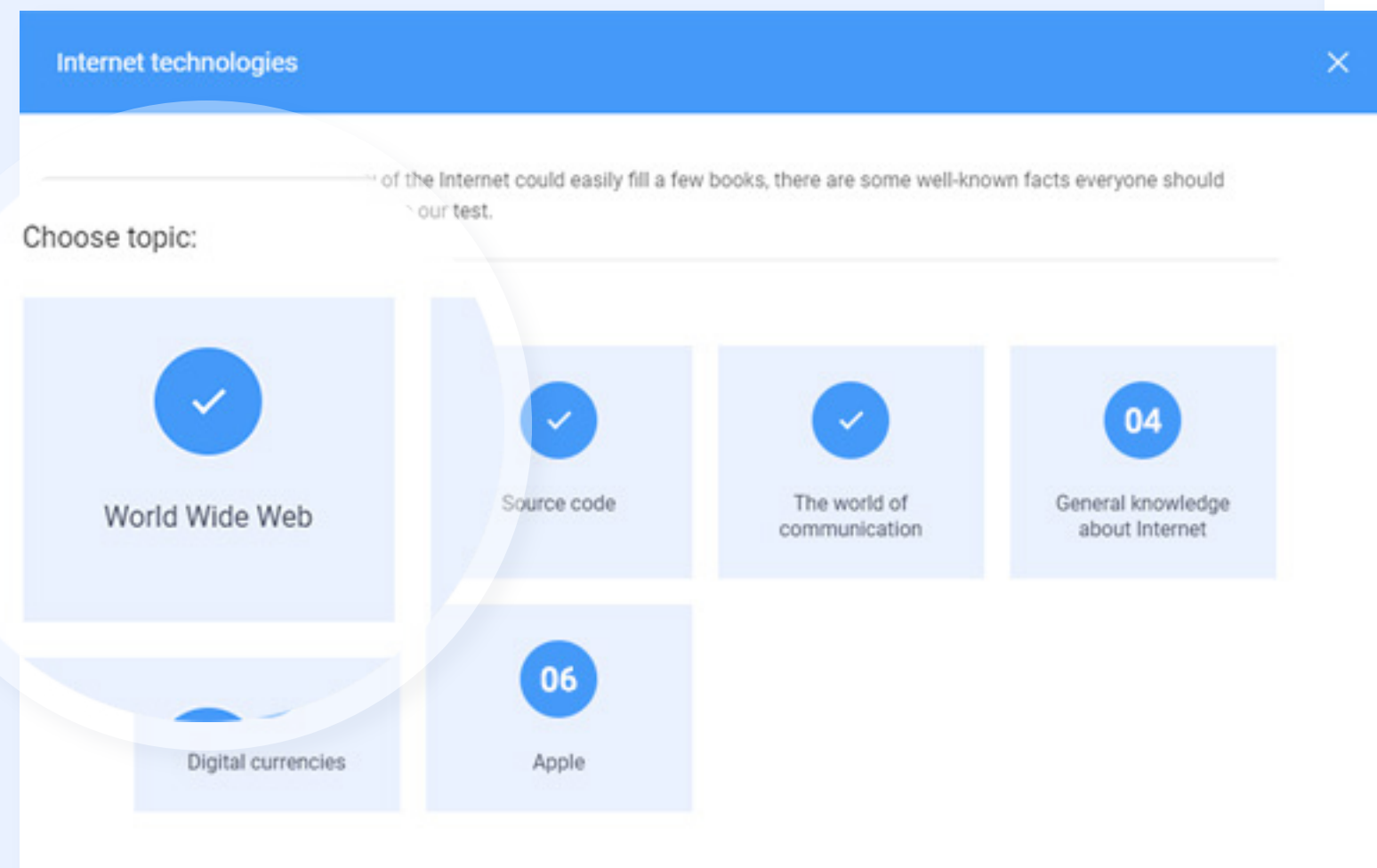
The course interface is organized in a clear and simple way to enable a learner to **focus on tracking the progress.**

The session lasts until you log out but all your data are saved. Once you log in, you can easily see your progress on the **Course dashboard** and lift off where you landed last time.



# How do you learn

Each topic can contain **different number of lessons** that are presented in pages and each page can contain different media-rich content to address a particular subject.

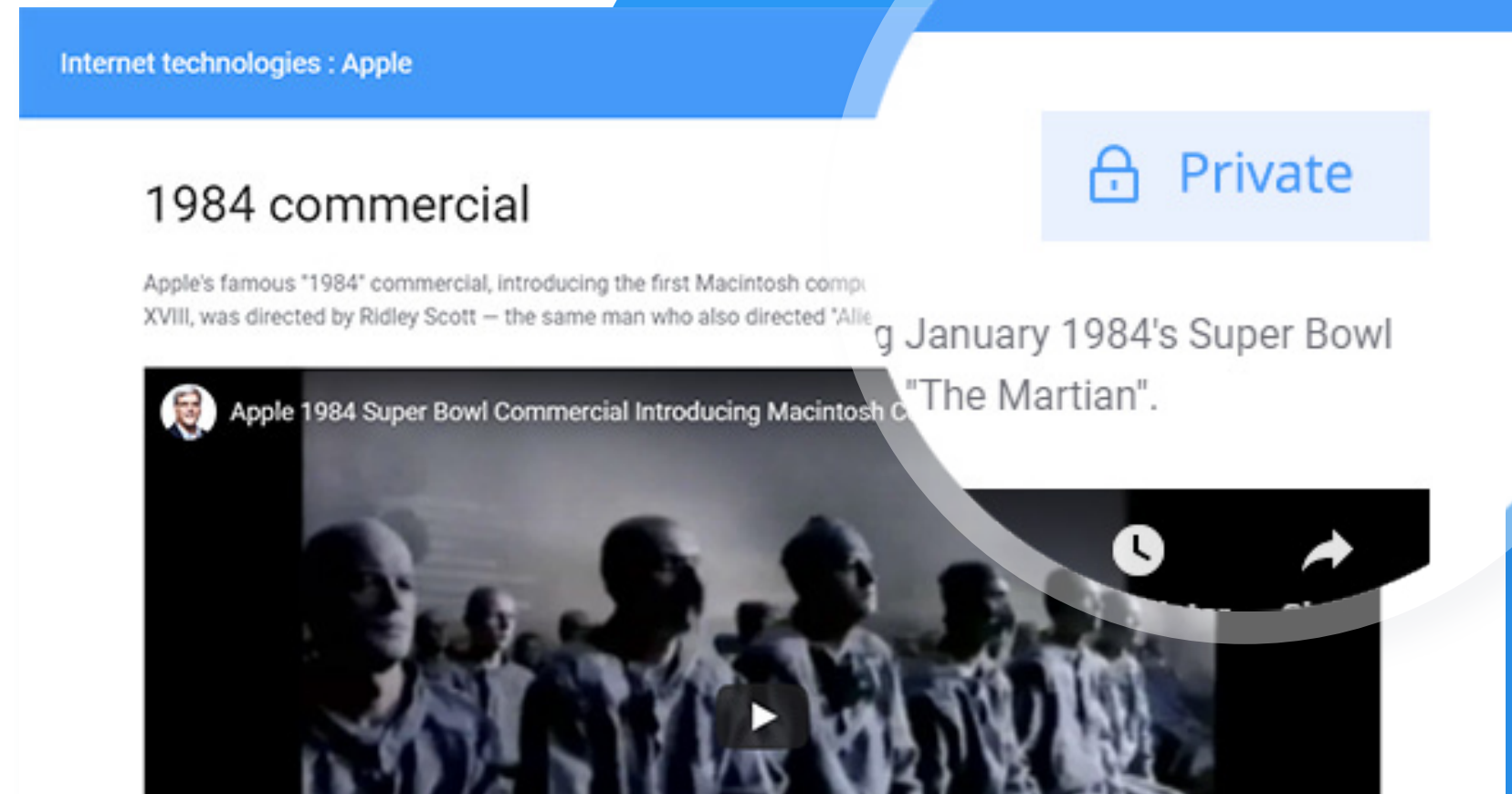


You can decide whether a subject, and thus lessons, is better explained through **text or videos and images, or their combination.**

## Private learning experience

If you have sensitive and private data as part of the learning material explored in the course, you can choose which page or pages should be **private for specific groups of users** and which should remain visible to all users.

To be able to set these conditions, you will have to have an administrator role.




## File attachments

Besides text and video, you can also upload **supporting learning materials** to each page/lesson that provide more information for the learner.




You can upload text documents (pdf, txt, rtf, doc, docx), sheets (xls, xlsx), slide presentations (ppt, pptx), images (jpg, jpeg, png) and zipped files (zip, rar).

Internet technologies : World Wide Web ✕

The first readily accessible browser to be built for the web was..



### DOWNLOAD FILES

|  |  |  |                                   |  |                                       |
|--|--|--|-----------------------------------|--|---------------------------------------|
| <br>DOC | <b>Sir Timothy Berners</b><br>Size 102KB | <br>PDF | Evolution of the Web<br>Size 20KB | <br>PDF | History of the Internet<br>Size 540KB |
|--|--|--|-----------------------------------|--|---------------------------------------|

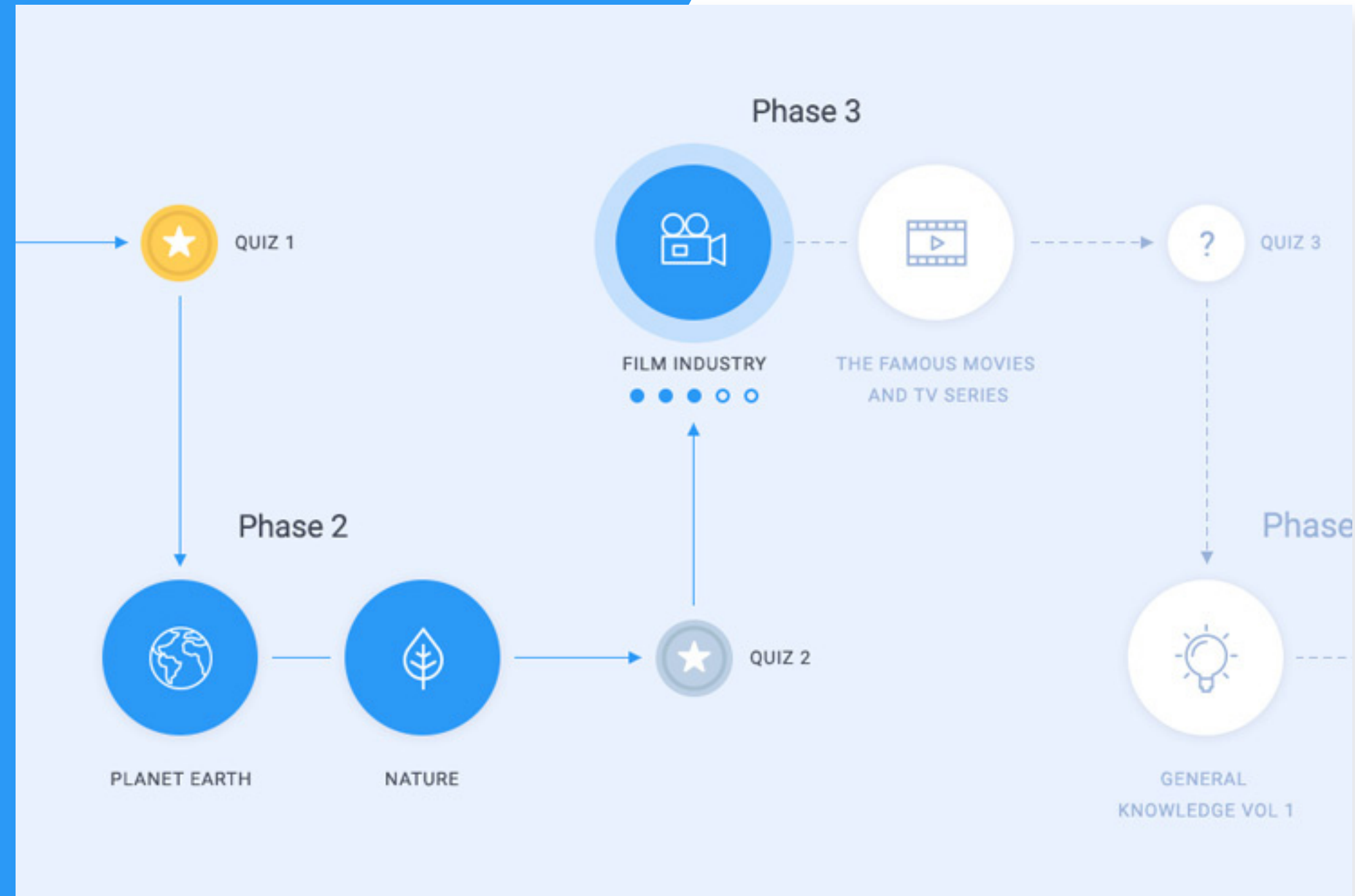
PREV 2/3 NEXT »



# Tracking the learning progress

The Course dashboard is a tracking interface. Attractive animated features show at which stage the learner is, marking the phases and quizzes that are successfully finished.

Users have a good **visual and contextual orientation** on how many phases they need to go through to finish the course.



 New content



Hi Deborah,

There's a new page created in the training section!

---

WORK METHODOLOGY FOR STARTUPS


---

CHECK IT OUT

Email notifications about the progress and **smart learning reminders** are delivered to the users inbox to help them stay in the loop with the course and learning phases.

# Email notifications

At any time the learners can take a break and return to the course when available again.

 We miss you



Hi Deborah,

We haven't seen you in a while and game is not finished yet.  
COME ON, YOU CAN DO IT!

LET'S PLAY

# Quizzes

After each learning phase, users take a quiz to test their knowledge. The results are shown as percentages for the correct answers and **medals are awarded based on the achieved results.**

Quiz 1

**?** Question 4/5

Who is the maker of the iPhone?


Google

Samsung

Apple

« PREV    NEXT »

Quiz 1 results



**Congratulations!**

Thank you for the answers! You won a GOLD MEDAL!

9 2 %

AWESOME    PLAY AGAIN

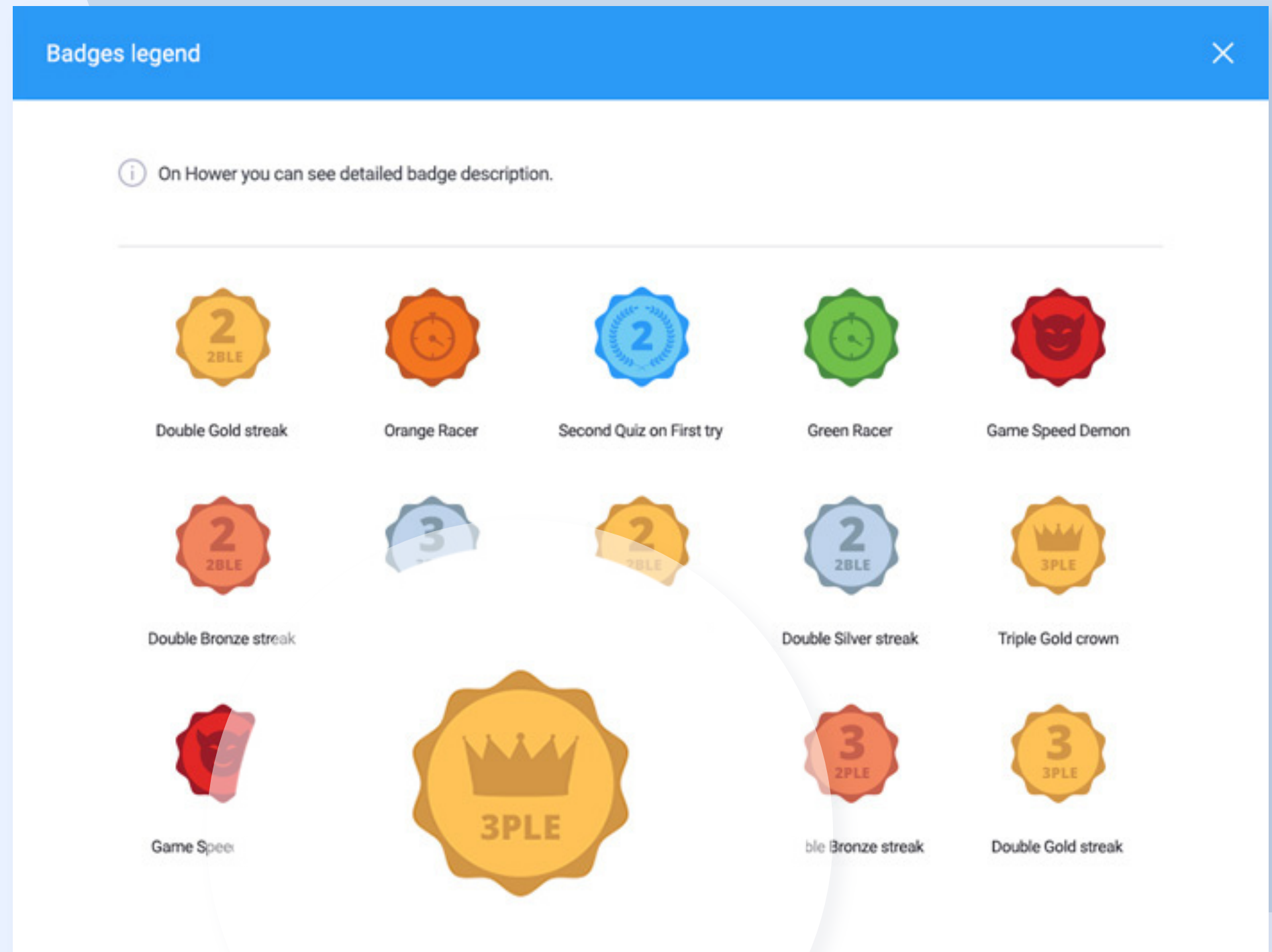
The **bronze medal** is given when a learner has more than 80% of correct answers, the **silver** when he has more than 90% and the **gold** when all answers are correct (100%).

Quizzes are **quick tests** for learners to assess whether they are ready to move forward or should go back to a particular learning section.

# Badges as symbols of accomplishments

Learners receive badges for their results that are awards of their accomplishments. Being symbols of the learner's accomplishments, badges also **hold motivational empowerment.**

For instance, when a learner receives two silver medals in the first try, he receives the appropriate award presented in a badge that shows his great results.



Triple Gold crown

# Certificates

Certificates are documents given to learners to at the end of the successfully finished course. They are in **PDF format** and contain **all scores and achievements acquired during the course**. Users can easily access and download certificates from their profile.



# Profile

A learner’s profile contains the avatar, department, email, gender and the assigned role.

The results from the quizzes are presented on the user profile, and a **certificate is available for download**, if the users owns one.

The image shows a user profile interface for Deborah Cameron. At the top, there is a blue header with a user icon and the text "User Profile". Below this is a circular avatar of a woman with red hair and glasses. The name "Deborah Cameron" is displayed below the avatar. A horizontal line separates the name from the personal details. The details are arranged in two columns: "GENDER: Female" and "EMAIL: deborah.cameron@ed.com" in the top row; "DEPARTMENT: Business" and "ROLE: Dealer" in the bottom row. Another horizontal line follows. Below this is the "Quiz Results" section, which contains four columns, each with a medal icon and its corresponding phase and score: Phase 1 (Gold Medal, 90%), Phase 2 (Bronze Medal, 72%), Phase 3 (Silver Medal, 84%), and Phase 4 (Gold Medal, 92%). At the bottom center, there is a blue button with the text "DOWNLOAD CERTIFICATE" and a downward arrow.

| Phase   | Medal        | Score |
|---------|--------------|-------|
| PHASE 1 | Gold Medal   | 90%   |
| PHASE 2 | Bronze Medal | 72%   |
| PHASE 3 | Silver Medal | 84%   |
| PHASE 4 | Gold Medal   | 92%   |

[DOWNLOAD CERTIFICATE ↓](#)

www.etondigital.com

# Platform management

Platform's back-office supports the **full management** of users, course topics and pages, quizzes with their questions and answers, and other pieces of content.

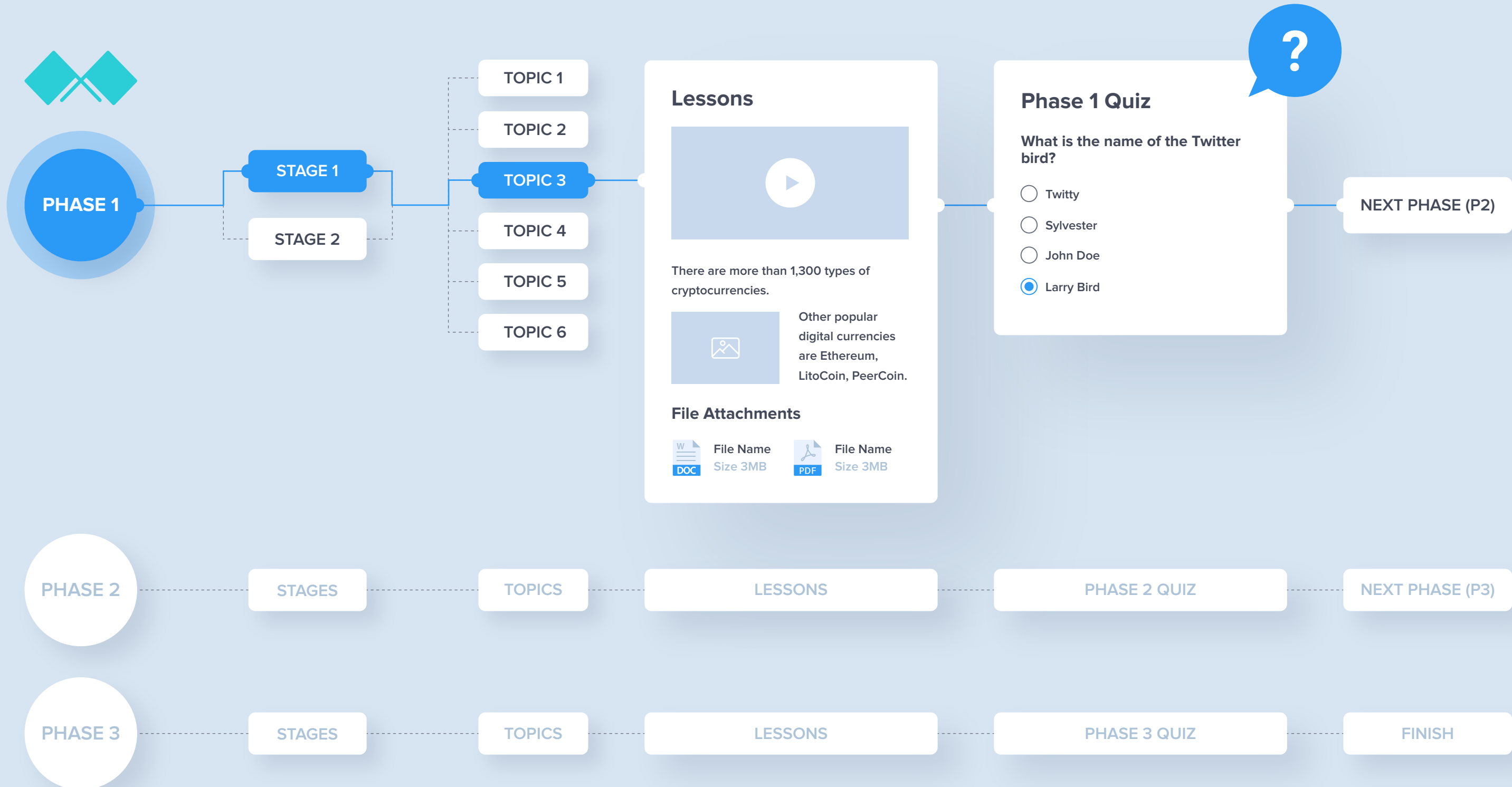
Furthermore, it features a **complete overview of users' progress**, an average score and success rate on specific phases of the course, and list of changes made on the system along with the option to go back to previous versions.

The screenshot displays the EDeL platform management interface. The top navigation bar includes the EDeL logo and a search bar. A sidebar on the left lists navigation options: User, Course, Content, Quick Tour, Help, Config, Stats, and Deleted content. The main dashboard features a grid of 12 blue cards representing various metrics: 7 Users, 3 Departments, 8 Stages, 29 Scenarios, 121 Pages, 4 Quizzes, 20 Questions, 66 Answers, 4 Basicpages, 15 FAQs, 4 Phases, and 9 Stats. Below this grid is a 'Latest User Activity' table with columns for User, Progress, Status, and Date. To the right, there are sections for 'Latest Members' (7 Members) and 'Users per phase' with progress bars for Not Started (3/7), First Phase (1/7), Second Phase (1/7), and Third Phase (1/7).

The bottom section of the screenshot shows 'eLearning - Advanced Statistics' with four quiz cards (Q1-Q4) displaying average scores and success rates. Below the quiz cards is a progress bar for course phases: Not Started (3/7), First Phase (1/7), Second Phase (1/7), Third Phase (1/7), Fourth Phase (0/7), and Completed (1/7). At the bottom is a detailed table of user progress:

| ID | Name             | Department | Phase   | Stage                   | Topic                      | Status       | Quiz Results  | Start Course      | Last Seen              | Actions |
|----|------------------|------------|---------|-------------------------|----------------------------|--------------|---|-------------------|------------------------|---------|
| 1  | Zarko Mrdja      |            | Phase 3 | Film industry           | Film industry intermediate | third phase  | Quiz 1, Result 100%, May 8, 2018 10:55<br>Quiz 2, Result 100%, May 8, 2018 11:26  | May 3, 2018 10:19 | May 10, 2018 08:36     | Show    |
| 2  | Vladislav Stanic | Sales      | Phase 2 | Nature                  | Cold places on Earth       | second phase | Quiz 1, Result 100%, May 8, 2018 14:57  | May 3, 2018 10:19 | May 24, 2018 12:25     | Show    |
| 4  | Milan Galesev    | Business   | Phase 4 | General Knowledge vol 2 | General knowledge part 4   | completed    | Quiz 1, Result 80%, October 18, 2018 13:26<br>Quiz 2, Result 80%, June 12, 2018 12:08<br>Quiz 3, Result 80%, June 12, 2018 12:15<br>Quiz 4, Result 80%, June 12, 2018 14:18 | May 3, 2018 10:19 | October 19, 2018 11:54 | Show    |
| 5  | SuperAdmin       |            | Phase 1 | Internet technologies   | Digital currencies         | first phase  |   | May 3, 2018 10:19 | October 23, 2018 12:43 | Show    |

# Course structure





# Technology behind

EDeL platform is built on **Symfony PHP** and **AngularJS** frameworks, which are the state of the art technologies providing ultimate **flexibility, speed and reliability.**

The platform is structured as **API-Centric application**, with the APIs that enable easy integration with third party systems or expansions in future updates.

PROGRAMMING LANGUAGES:

**PHP 7**  
**Symfony**  
**Angular**  
**Sass**  
**Gulp**

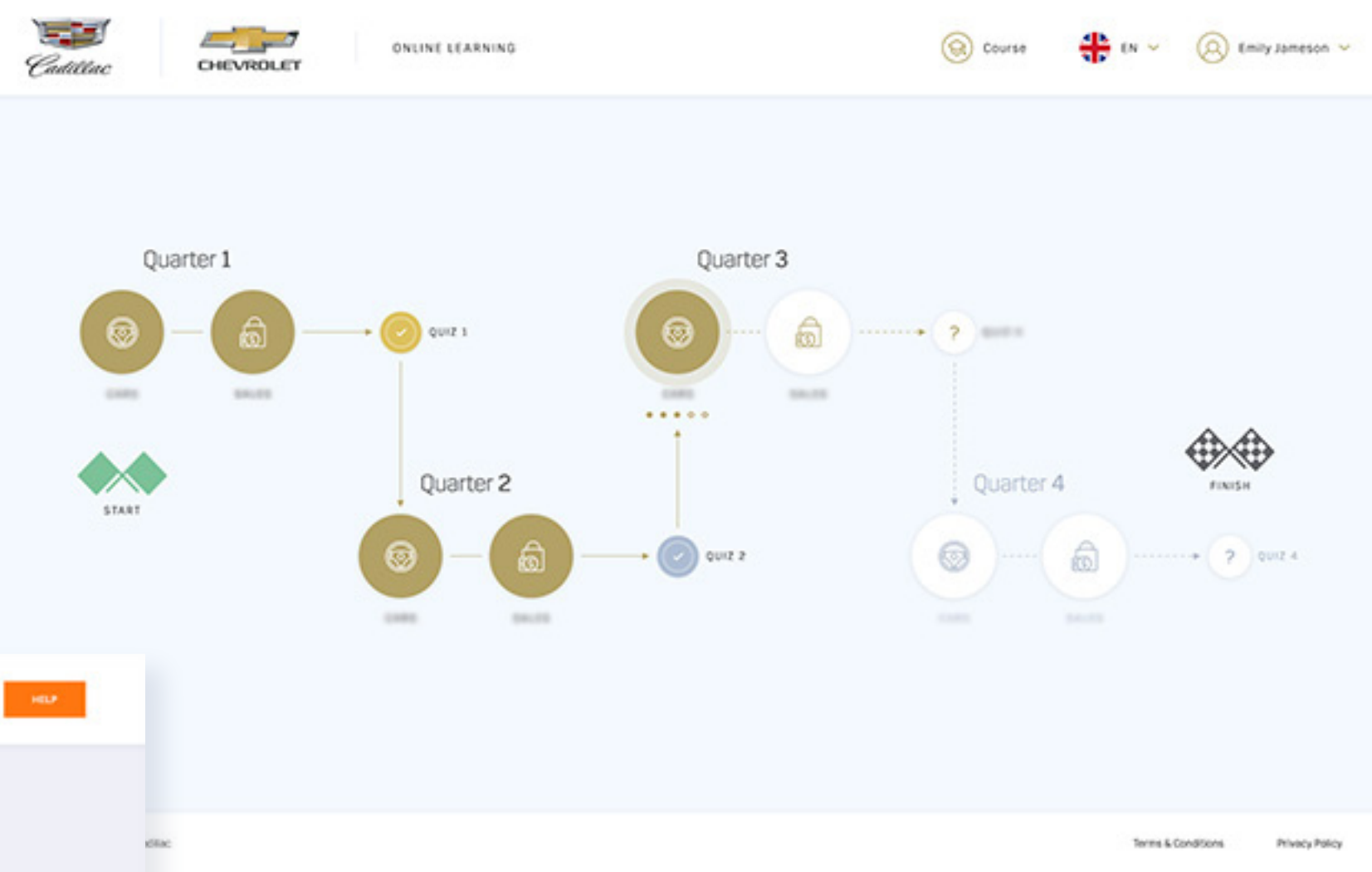
DATABASES:

**MySQL**



# Success Stories

Maps can have various shapes with colour coded phases, easily tracked progress, and fully branded user interface. Each map features **unique iconography** related to the knowledge acquired on the course.



Cadillac “Sales & Product Training Hub”

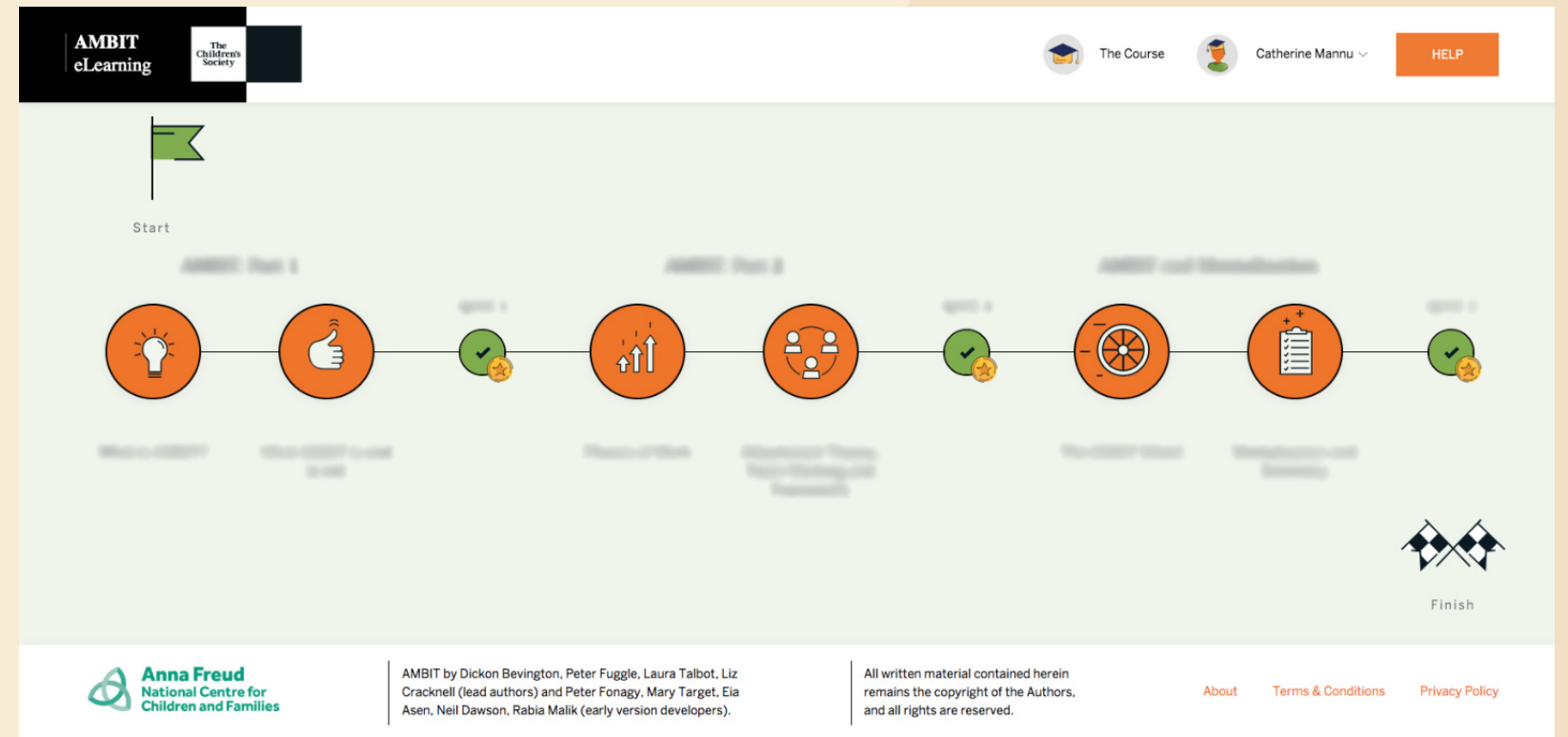
The whole platform can be easily customised and expanded with tailor-made solutions, ranging from **multilingual capabilities** to weekly reports, single sign on and other required features.



RCI “Game of Life”

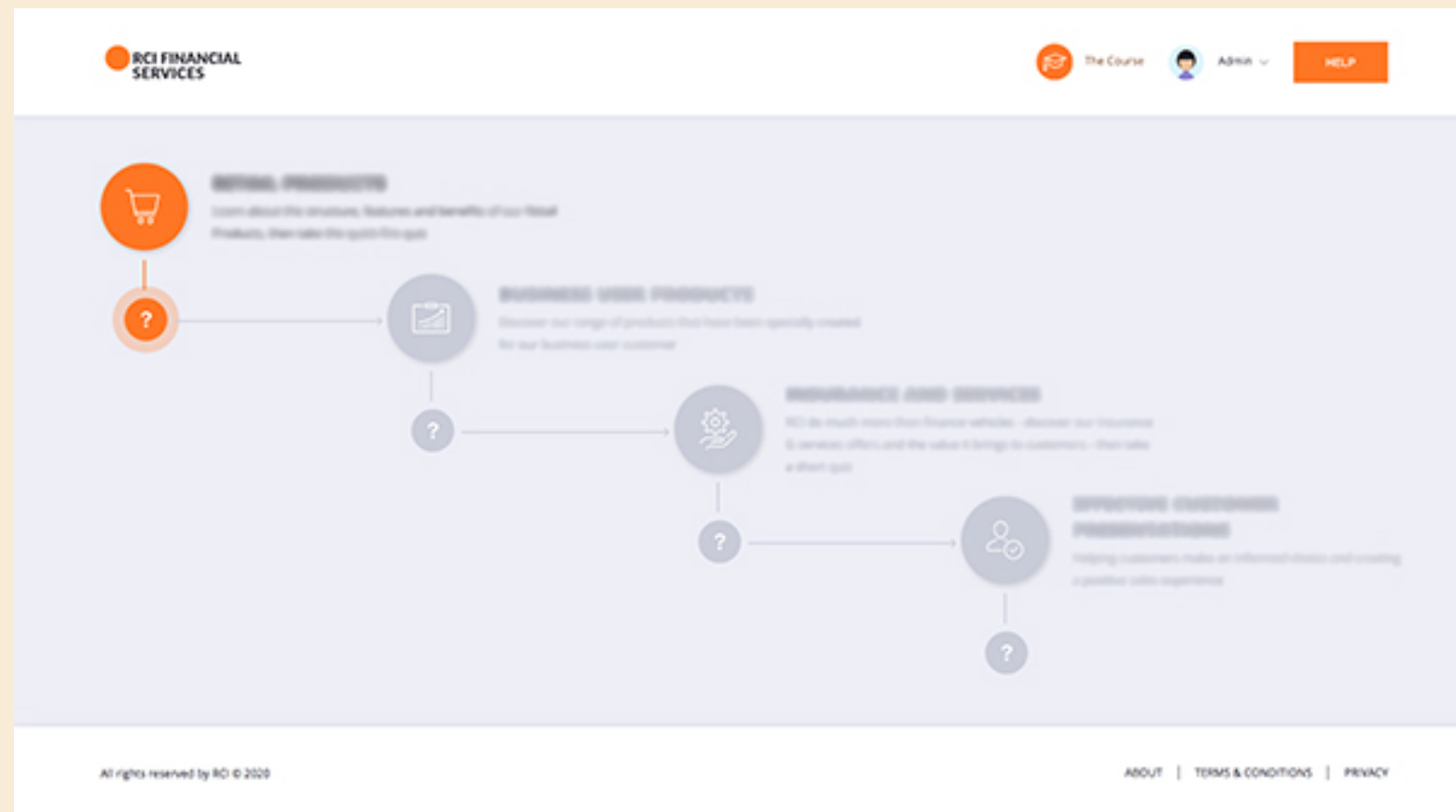
# Success Stories

Maps can deliver **easy-to-digest information** enabling a **tailor-made training approach** that empowers your employees by allowing them to learn at their own pace.



## Ambit eLearning by The Children's Society

By providing a **good visual and contextual orientation**, users always know how many phases they need to go through to finish the course.



Products Online Learning for RCI Financial Services

# Offer

All additional features are subject to detailed specification and estimates prior to their approval, development and release on Live environment.

## Phase 1

- Environment setup
- Web application setup
- Structure and content
  - Phases / Stages / Quizzes
  - Categories
  - FAQ
  - Quick tour
  - Info pages (e.g. About)
- UI Messages

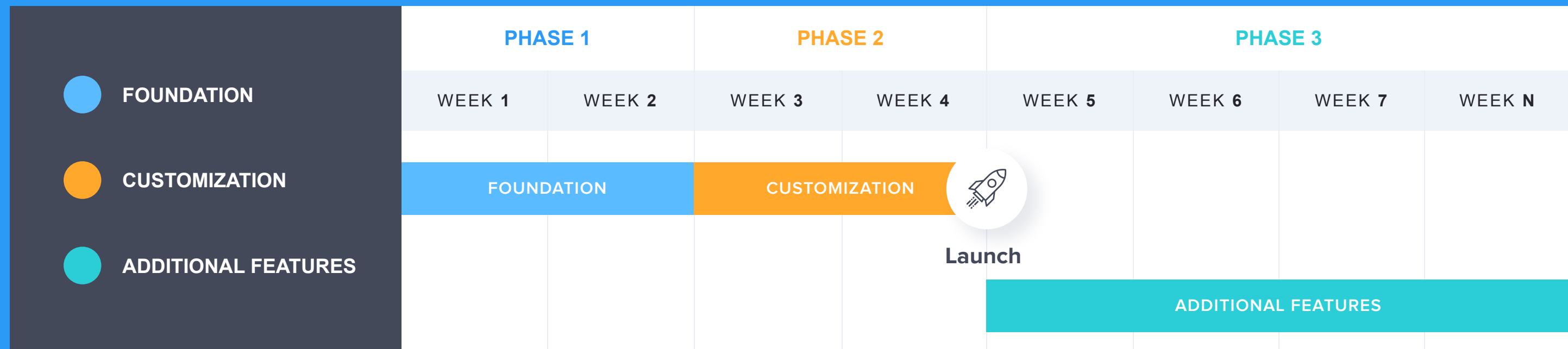
## Phase 2

- Map refinements
  - Shape
  - Phases/Stages/Quizzes
  - Iconography
- Branding and Styling
  - Logo/Colours/Fonts
  - Illustrations & photos
  - Animations
  - Email template

## Phase 3

- Additional features
  - Multilingual
  - Reports
  - Single Sign On
  - Etc

We can deliver unique functionalities and features tailored to any business requirements that are one-of-a-kind and built from the start with your company in mind.







EtonDigital

# BUILD YOUR TEAM'S KNOWLEDGE WITH ED*eL*!

GET IN TOUCH WITH US: [hello@etondigital.com](mailto:hello@etondigital.com)